



David Wrzesinski

36 years as an Educator

Graduate of the University of Texas- BS in Education

Graduate of Tarleton State University- MS in Education

20 years as a Texas classroom Teacher & Coach & Special Educator

College Instructor and Coach -McLennan Community college

Hs Asst Principal Robinson HS/ Safety Coordinator

Middle School Principal Robinson Jr High/ Safety Coordinator

Director of Special Services Robinson ISD tx./ Safety Coordinator

Director of Safe Schools Robinson ISD

Safety Consultant

Publisher of K12 School Safety website- k12schoolsafety.com

dwrzesinski@robinson.k12.tx.us

254-717-4526

Managing Safety @ Small to Midsized Districts on shoestring budget

Lots of questions

Where to Start?

What does TEA say?

Do I have a budget

What do I need to know?

Who did this before me?

Who can help me?

What am I responsible for?

Who does this near me?

What do I buy?

Where is the stuff?

What is TXSSC?

What Have I gotten myself into?

“It Takes a Village”

“It”s Your Ship” Captain M Abrashoff

Be willing to do the Dirty Jobs!

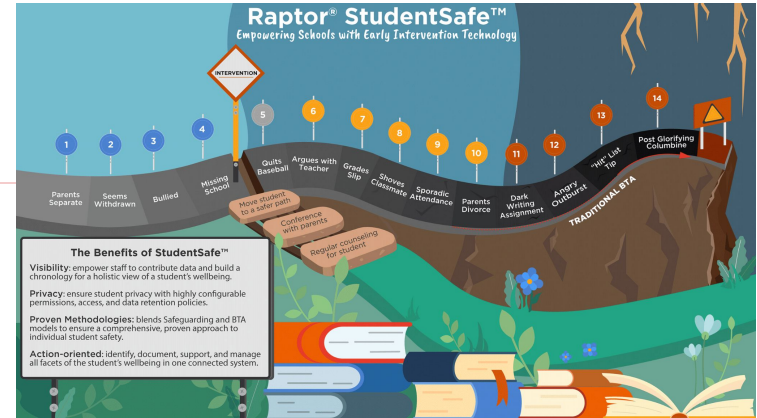
- **Must have “Buy in” from Everyone! One mistake can sink your ship!**
- **District Leadership**
- **Campus Leadership**
- **Teachers, Paras, Administrative staff, Food service, Bus drivers, maintenance, substitutes**
- **Parents, local law enforcement, Parents, ISD PD, PTA, local businesses**
- **County emergency management and fellow District Safety directors**

Building Capacity On your Team

- **Survey Staff for skills that can assist with Emergency Management and Crisis Management**
 - **Military**
 - **Police training**
 - **Nursing**
 - **People Management**
 - **Survival skills**
 - **First aid**
 - **CPR**
 - **Counseling**
 - **Fire/Ems**
 - **Safety Training**

“Robinson Strong” Approach

Dont wait for it to become a law



“Build Trust” by making everyone a partner Creating a Sheepdog Mentality



Do your own Training Save \$\$\$\$\$

- **C.R.A.S.E. Train the Trainer 4 hour course (Active shooter Training for your staff)**
 - Complete with curriculum script and slide show
https://alerrt.org/course_types/CRASE
- **Stop the Bleed stopthebleed.org**
- **CPR– American Red Cross (Certify your own people)**
- **AED – American Red Cross**
- **Mental Health First Aid (Counselor Training)**
- **Suicide Prevention (Counselors)**
- **Trauma Informed Care <https://traumainformedcaretraining.com/> (Counselors)**
- **Substitutes, Bus Drivers, Volunteers (Videos)**

Utilize “I Love you guys” Free Resources

IN AN EMERGENCY TAKE ACTION



HOLD! In your room or area. Clear the halls.

STUDENTS

Clear the hallways and remain in room or area until the “All Clear” is announced. Do business as usual.

ADULTS

Close and lock door. Account for students and adults. Do business as usual.



SECURE! Get inside. Lock outside doors.

STUDENTS

Return to inside of building. Do business as usual.

ADULTS

Bring everyone indoors. Lock outside doors. Increase situational awareness. Account for students and adults. Do business as usual.



LOCKDOWN! Locks, lights, out of sight.

STUDENTS

Move away from sight. Maintain silence. Do not open the door.

ADULTS

Recover students from hallway if possible. Lock the classroom door. Turn out the lights. Move away from sight. Maintain silence. Do not open the door. Prepare to evade or defend.



EVACUATE! (A location may be specified)

STUDENTS

Leave stuff behind if required to. If possible, bring your phone. Follow instructions.

ADULTS

Lead students to Evacuation location. Account for students and adults. Notify if missing, extra or injured students or adults.



SHELTER! Hazard and safety strategy.

STUDENTS

Use appropriate safety strategy for the hazard.

ADULTS


Lead safety strategy. Account for students and adults. Notify if missing, extra or injured students or adults.

Hazard	Safety Strategy
Tornado	Evacuate to shelter area.
Hazmat	Seal the room.
Earthquake	Drop, cover and hold.
Tsunami	Get to high ground.



Standard Reunification Method

Downloadable versions of all materials are made available at no cost. Optionally, you can purchase printed books.



Standard Reunification Method Parent Handout



Reunification Card
Download English PDF

- Complete your own Plans and Audits &
- Know your own Plans and Audits

- Region Directors there to help You and guide you
- EOP -Templates TXSSC
- 3 Year Safety Audit -TXSSC (Training videos)(Templates)
- Annexes and Appendices (TXSSC Templates)
- Door Audit Google forms
 - (https://docs.google.com/forms/d/1i3XArqbmXVSP2ITLD8AEqXh_ZtBIJLk20N60e3PesU/edit)

●

Using Technology Systems to Be your Assistant

Commandscope(School Shield) \$1 per student

- **Shareable with LEAs and Fire**
- **Building information/**
gas / water cutoffs, hazardous materials, fire alarms, AEDs, stop the bleed stations/radios
- **Building Contact information**
 - Profile information
- **Cameras**
- **Maps**
- **Storage of documents/ EOP/Audit Reports/ Vendor info/ Radio info**

Budget Everything \$ Don't go Begging!

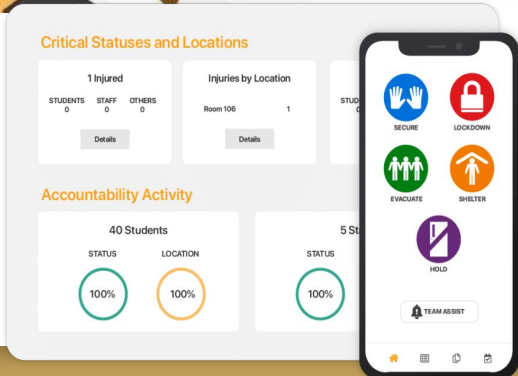
Grants should be a windfall \$

- Go Bags - Batteries, water, tourniquets, Stop the Bleed kits, AEDs,
- Officer equipment, Marshal stipends, additional training,
- Safety and Emergency software, Visitor Management, Panic Button, Notification, Reunification, BTA
- Radios, Communication Apps, messaging systems, Clocks Message boards
- Locks, Cameras, Access Control, Fencing, Safety film,

Safety software that we use (SPAT Grant) Consolidate Systems



**Introducing
Raptor Alert:
Mobile Panic
Button Solution**



SRP formatted
Visitor Management
Alerts/messaging
Reunification
Drill management
Document storage
BTA-Student safe
Hall Pass

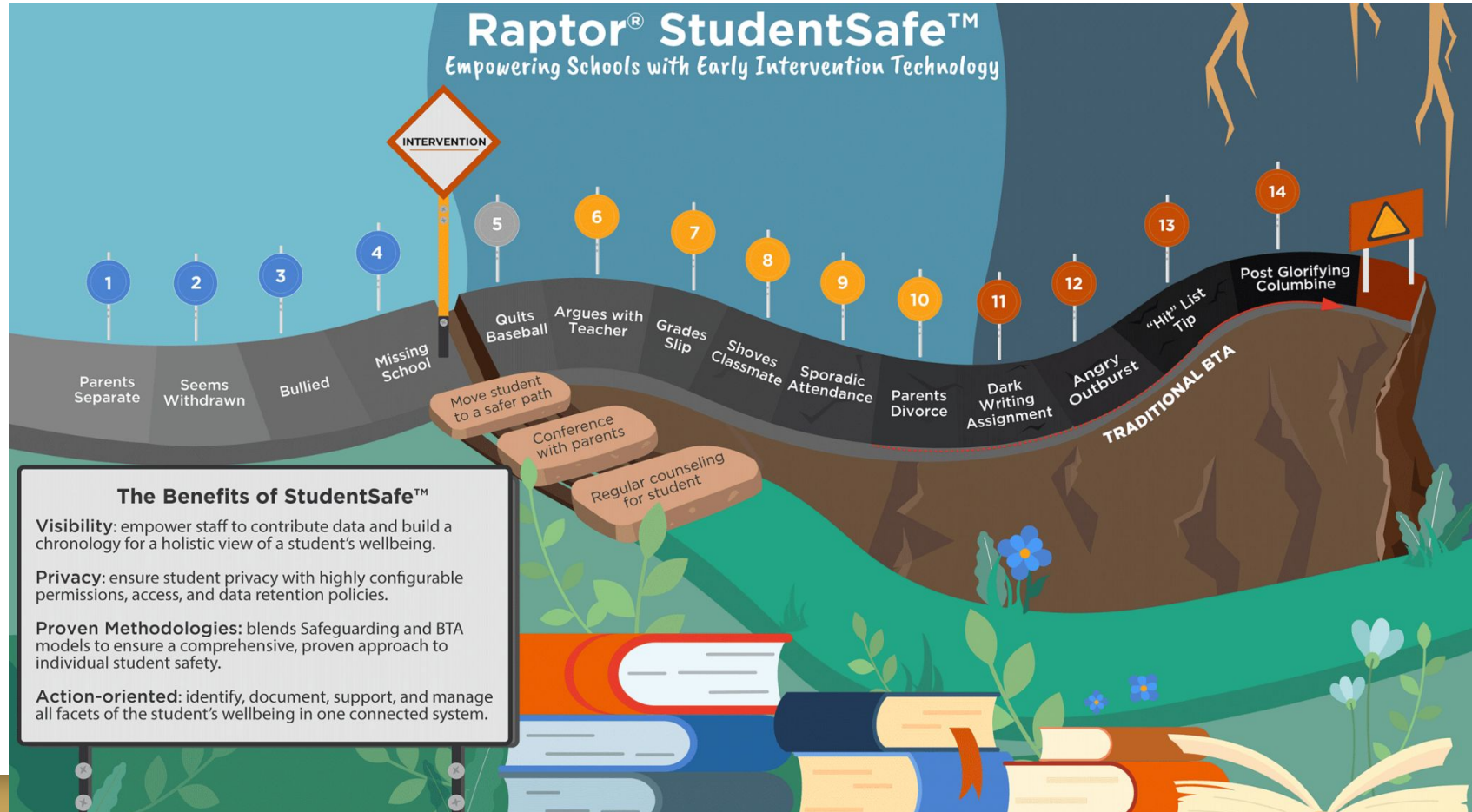


CommandScope

Sharable Emergency System Management



“Utilize Threat Assessment tools”





Shop around for deals on Equipment and Safety Tools. Build your own.

We Invest our Limited Funds in Practical and multi use systems when possible

What we stay away from

- Slippery Foam and fog Systems
- Barricades(a standard lock has been good)
- The newest Gadgets

Armed Security

- Police Chief (\$100,000) investment annually
- Marshals On all 5 Campuses (\$4000) annually
- Robinson Police Department Tax payer dollars (less than 2 miles from any campus)

Hire a Grant Writer for Grants.Gov Federal Grants

COPS, SVPP, Department of Justice Grants

Be ready to hit the Curveball!

Train and Prepare ahead of the Mandates!

Look for the Signs.

- Legislature, Governor, Lt Governor, TEA quotes after incidents.
- Read between the lines
- What was most affected or biggest failure of the most recent incident
- Use those

Door Audits will now be Fence, Security film, Cameras, Notifications system, Plan Audits

- Be prepared to be creative and find simple solutions when they are available!
- When we failed an Audit

Suggested Initiative

Double Check for Safety

Green and Red checks on door handles that reminds them which way to turn key to unlock only. Red check will disable the lock



2 checks on inside of door reminds staff to double check door every time they enter and exit

Learn, save and grow by sharing each other!!!



[Home](#)

[Resources](#)

[Forum](#)

[Directors Spotlight](#)

[About the Creators](#)

[Subscribe](#)



K12schoolsafety.com
Free 1 Week Access

user: k12schoolsafetydemo1@gmail.com
Password: k12ssdemo#1